

# ROUGH TERRAIN CRANE 60 T CAPACITY

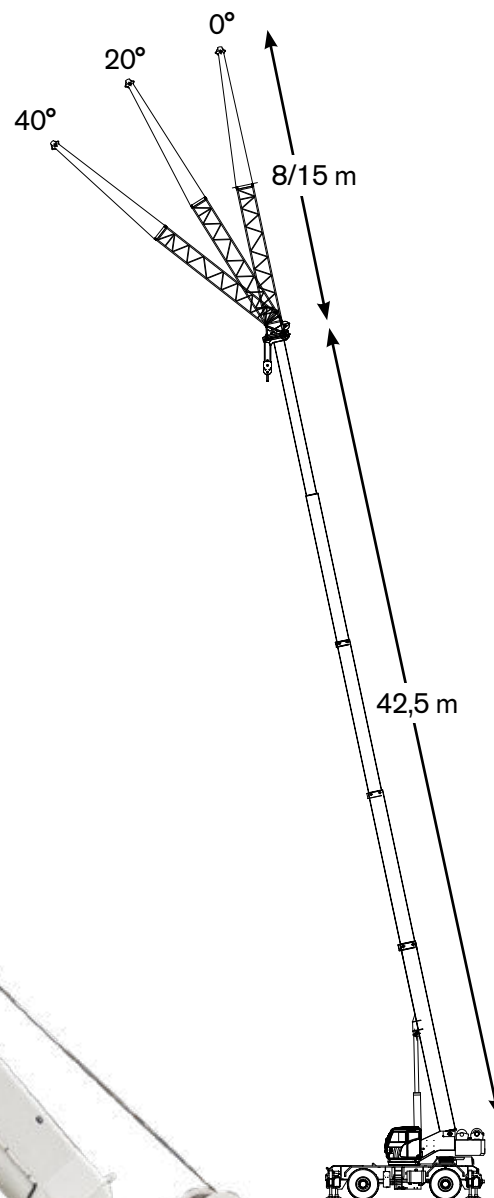


**LEVEL UP**

# POWER IS IN YOUR HANDS

## HIGH VERSATILITY

60 t lifting capacity  
42,5 m max boom length  
with three boom telescoping modes  
43,0 m max tip height main boom  
Additional 2-section jib of 8/15 m  
60,0 m max tip height with jib



## FULL CONTROL. New TEOS Operating System

10" full-color touch screen display  
with intuitive interface  
Ergonomic electro-proportional joysticks  
with adjustable responsiveness  
to operator preferences

## TOP CLASS EQUIPMENT

T-Link Telematics included  
3 working area LED lights outside  
the cab included

## GREAT COMFORT, EXCELLENT VISIBILITY

Extra wide and tiltable cabin with  
large glass surface. No blind spots.  
Integrated heating  
and air conditioning system

## EASY TO HANDLE

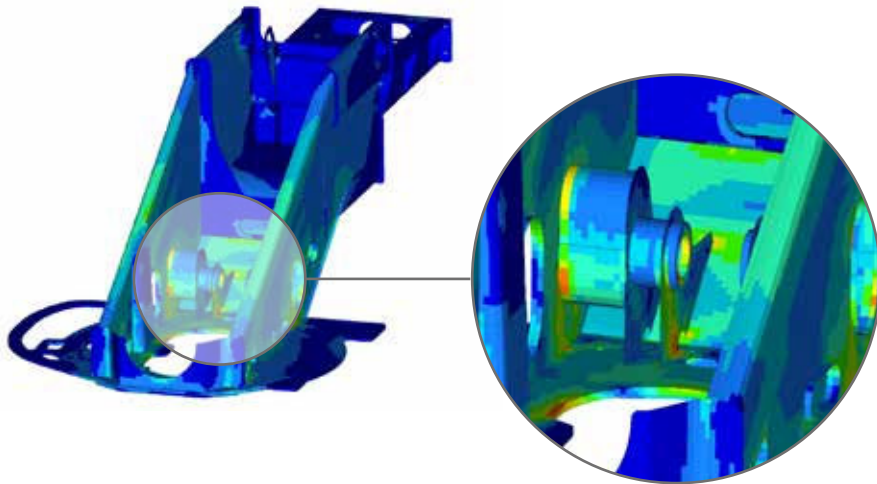
Easy to transport and maneuver  
Only 3 m width  
Four steering modes

## WIDE RANGE OF OPTIONS

Additional 2-section jib of 8/15 m  
and single sheave  
Auxiliary winch  
Up to 4 cameras for enhanced  
visibility, integrated on main display  
Radio remote control

# LEVEL UP

# THE STRONGEST STRUCTURE DESIGNED FOR HEAVY LIFTS



## The strongest crane structure

Full crane structural and component FEM\* analyses have been developed to deliver the best structural design, capable of delivering reliable performance, even in the most demanding applications.

\*FEM: Finite Element Method

## Boom mode

The crane operator can easily operate with the proportional boom extension mode.



Mode 3  
Proportional

mode

## 4 steering modes

For superior maneuverability around the jobsite, the crane offers 4 different steering modes.



2 wheel-front



2 wheel-rear



4 wheel-coordinated



4 wheel-crab

# HIGH POWER, LOW FUEL CONSUMPTION WITH IMPROVED ENGINE DESIGN

## Cummins QSB6.7

### Tier 4 Final/Stage V engine

The Cummins QSB6.7 Tier 4 Final/Stage V 6-cylinder engine delivers high-performance speed and hoisting capabilities. The new **anti-stall control** precisely controls power and speed to offer the lowest fuel consumption.

## EcoMode: reduce fuel consumption

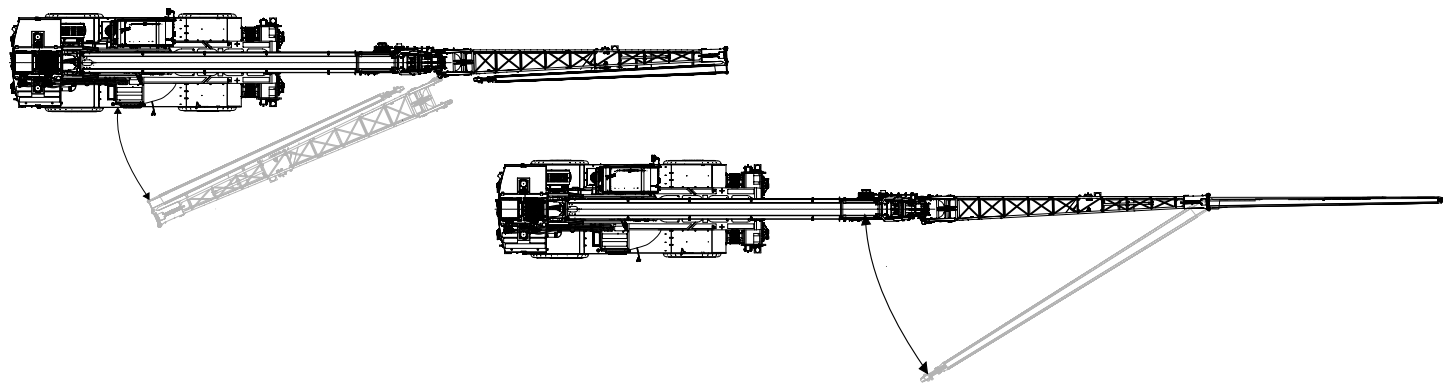
EcoMode employs automatic engine throttle to optimize power during crane operation and stand-by to lower fuel consumption.

LEVEL UP



## OPTIONAL 8/15 M JIB.

The TRT 60 features an optional 2-section jib with a 8 m lattice main section and 7 m secondary boxed section, providing a total length of 15 m. Jibs are stowed on the crane's side and easily attached to the main boom.



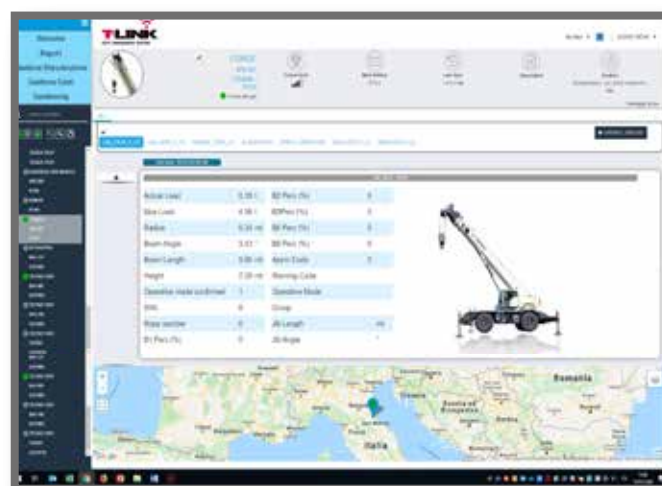
## T-LINK TELEMATICS PLATFORM

The T-Link Telematics Platform, included on base unit, allows remote access of crane fleet operating data anytime, anywhere via the internet from your computer, smartphone or tablet.

► **Cost savings and increased of productivity**  
Thanks to T-Link, cost savings and increased productivity can be achieved in all applications.

► **Better management of maintenance and technical assistance**  
Remote monitoring delivers critical vehicle operating data and statistics. Routine maintenance can be scheduled more efficiently and unexpected issues are quickly addressed.

► **Fleet control**  
Using the *Geofence* function, each crane's position is monitored, and the owner is notified in the event the crane leaves its set boundary.



**Improved machine management, statistics and real-time data**

A wide range of *real-time operating data* and *fault-codes* are reported to assess fleet performance.

The machine's *Data logger* section collects detailed machine information, such as working hours, load lifting statistics, alarm history, etc.

# LEVEL UP



# TEOS NEW TEOS OPERATING SYSTEM



The new **Terex Operating System TEOS** offers improved information flow and accessibility to increase operating efficiency.

## ▶ 10" full-color touch screen display

The new user interface with wide 10" full-color touch screen display features self-explanatory and intuitive icons.

## ▶ Intuitive navigation

Based on extensive customer feedback, information access is quick and easy. The primary and most frequently used functions are immediately accessible, and intuitive controls ensure a short learning curve for new crane operators.

## ▶ Diagnostics

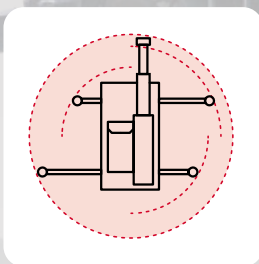
Error messages and warnings are within easy view for enhanced safety. A dedicated menu for diagnostics gives immediate feedback on crane, main component and sensor operating status.

## ▶ Options included

Optional cameras are incorporated in the main display: the operator has full control of the crane from all points of view via a single display. Status of the radio remote control and T-Link platform options can also be seen on the main display.

## Customizable electro-proportional joysticks

As desired, the operator can customize the buttons and fine-tune the responsiveness of all crane movements – smoother or prompt reaction – to meet personal preferences. Multiple personal configurations can be saved.



## IdeaLift

IdeaLift increases job site versatility by maximizing the load chart with asymmetric outriggers. No matter if fully extended or partially retracted the crane will always give the best option available.

# LEVEL UP

## TEREX ROUGH TERRAIN CRANES

### Terex Italia Srl

Via Cassoletta, 76 - Fraz. Crespellano  
40053 Valsamoggia (BO)  
Italy

Ph: +39 051 6501011

Email: [mktg.cranes@terex.com](mailto:mktg.cranes@terex.com)



[www.terex.com/rough-terrain-cranes](http://www.terex.com/rough-terrain-cranes)



Brochure Reference: RT-BR-M-E-TRT 60-08/24

**LEVEL UP**